


San Diego El Toyon Park (SDEP) Shaker & Shoes  
017S002W16Q009-13S  
Box 1 of 6 Depth: 10 ft - 200 ft





210'

220'

230'

240'

250'

260'

262'  
Shoe  
9C

267'  
Shoe  
10C

270'

280'

290'

300'

310'

320'

325'  
Shoe  
11C

330'  
Shoe  
12C

335'  
Shoe  
13C

340'  
Shoe  
14C

345'  
Shoe  
15C

350'  
Shoe  
16C

360'

370'

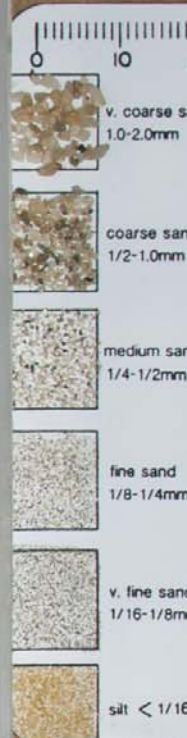

380'

390'



San Diego El Toyon Park (SDEP) Shaker & Shoes  
017S002W16Q009-13S  
Box 2 of 6 Depth: 210 ft - 390 ft





San Diego El Toyon Park (SDEP) Shaker & Shoes  
017S002W16Q009-13S  
Box 3 of 6 Depth: 400 ft - 598 ft



608'

618'

628'

638'

648'

658'

668'

678'

688'

698'

708'

718'

740'

750'

760'

770'

780'

790'

800'

810'

820'

830'

840'

850'



San Diego El Toyon Park (SDEP) Shaker & Shoes  
 017S002W16Q009-13S  
 Box 4 of 6 Depth: 608'-850'



860'

870'

880'

890'

900'

910'

920'

930'

940'

950'

960'

970'

980'

990'

1000'

1010'

1020'

1030'

1040'

1050'

1060'

1070'

1080'

1090'



San Diego El Toyon Park (SDEP) Shaker & Shoes  
 017S002W16Q009-13S  
 Box 5 of 6 Depth: 860'-1090'



1100'

1110'

1120'

1130'

1140'

1150'

1160'

Cored interval: 26C  
(1170'-1175') and 27C  
(1175'-1180'). No recovery.

1190'

1200'

1210'

1220'

1230'

1240'

1250'

1260'

1270'

1280'

1290'

1300'

1320'



San Diego El Toyon Park (SDEP) Shaker & Shocs  
 017S002W16Q009-13S  
 Box 6 of 6 Depth: 1100 ft - 13240ft

